

Exclusive opportunity to access global innovation

对接全球优质项目资源



USER GUIDE FOR V-NEXT INVESTORS

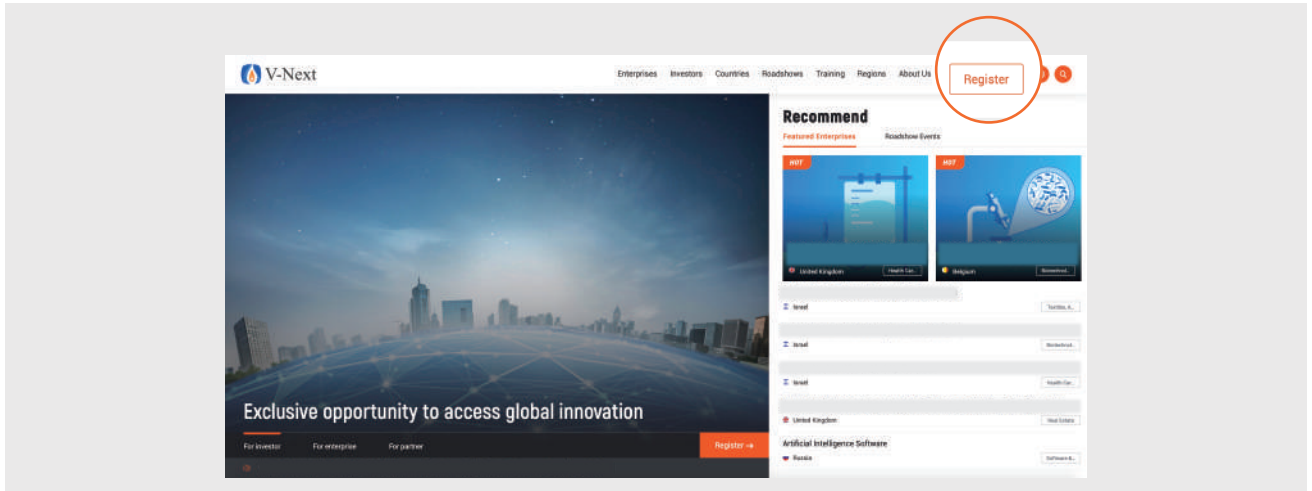
V-Next投资人指引手册

Matchmaking platform for innovation & capital
深交所创新创业投融资服务平台

www.v-next.cn

1. HOW DO I REGISTER? | 1.注册指引

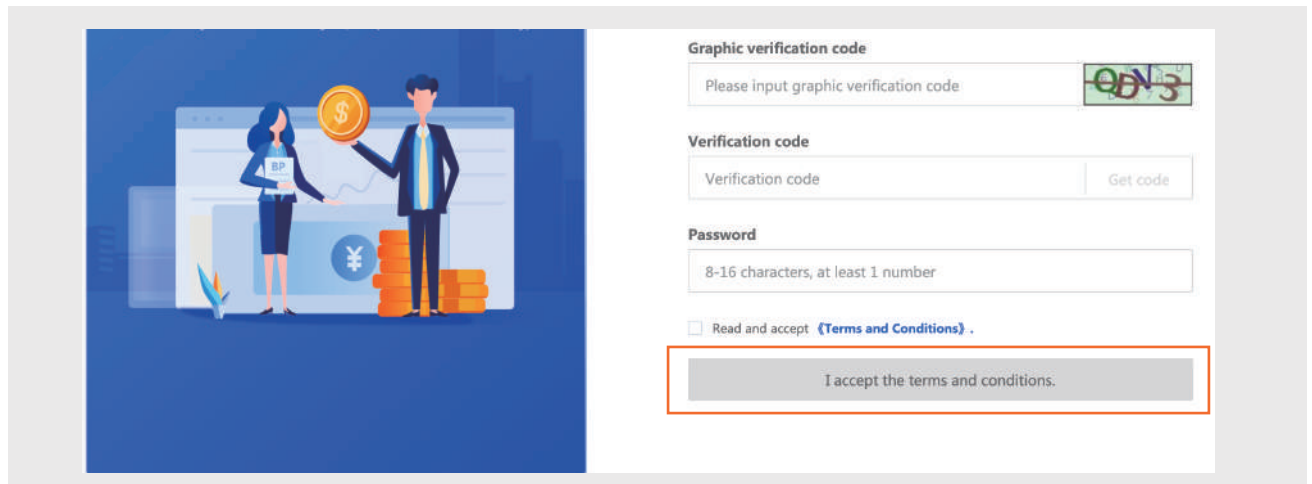
- 1 Log in via www.v-next.cn, then click **“Register”**.
登录 www.v-next.cn, 点击**“注册”**按钮。



- 2 Choose your identity as **“Investor”**.
选择**“投资人”**身份。



- 3 Fill in required information and click to submit.
填写相关信息后, 提交注册申请。



1. HOW DO I REGISTER? | 1.注册指引

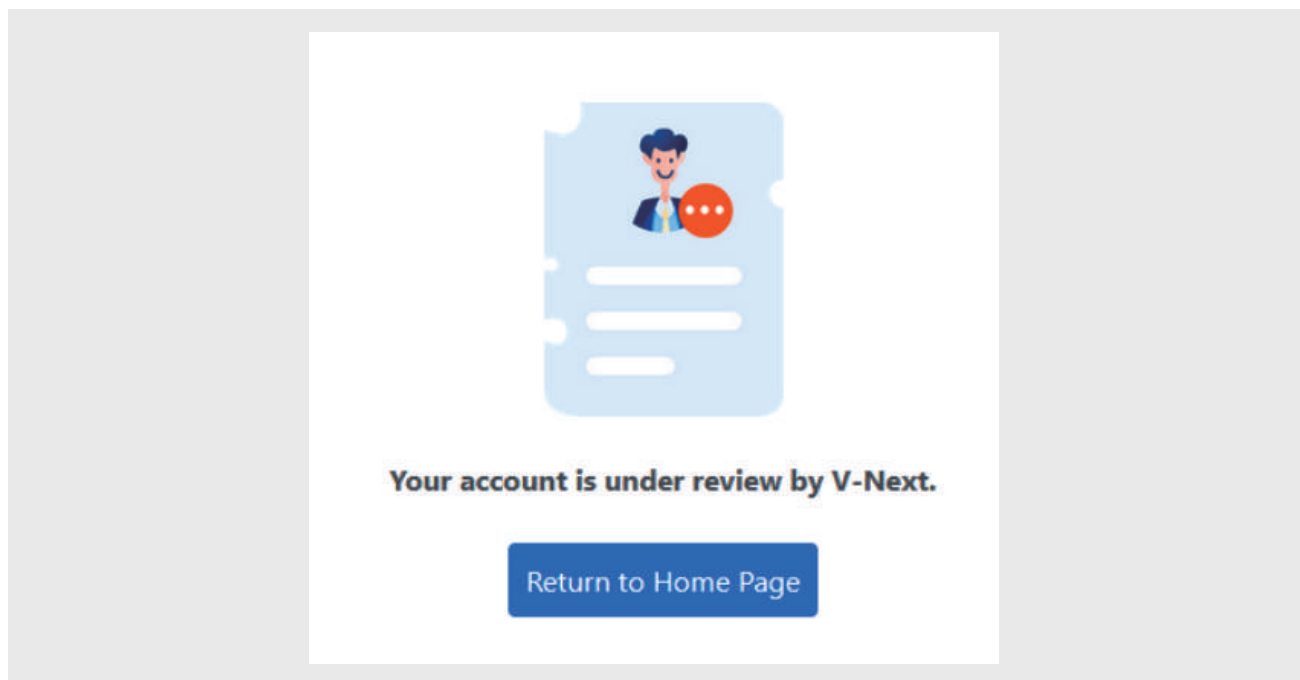
- 4 Please fill in the required information.
填写投资人身份认证信息。

STEP 1

STEP 2

Upload your business card, the system will automatically help you fill in the blank.
上传名片, 系统将自动为您填写信息

- 5 Your account will be activated after being reviewed by V-Next.
V-Next团队审核通过后, 您的账号将会被激活。

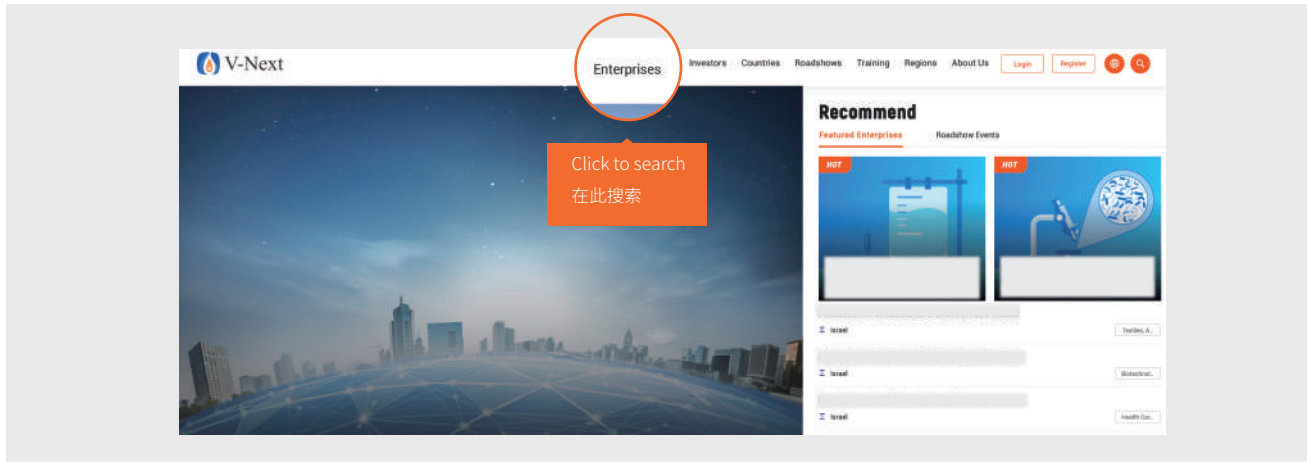


- 6 After verification, you will gain all access rights as a V-Next investor, including but not limiting to searching projects, attending roadshow events, training courses, etc.

◆ 审核通过后您将获得V-Next平台投资人相关的全部使用权限, 包括项目搜索、查询投资人列表、观看投融资讲堂等内容。

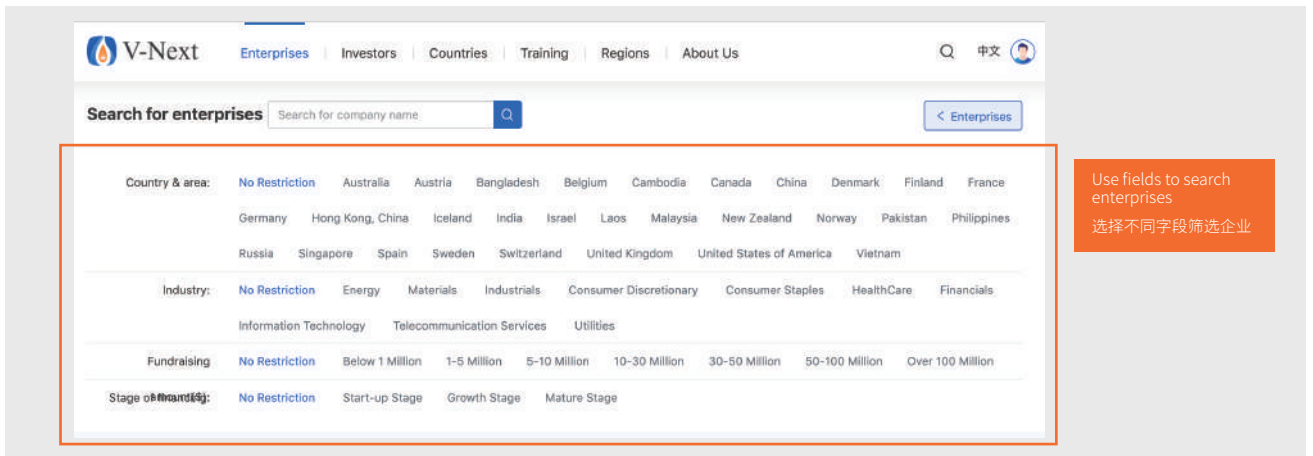
2. HOW DO I SEARCH PROJECTS? | 2. 项目搜索

- 1 Click **“Enterprise”** in the navigation bar to look for projects.
点击首页导航栏**“项目库”**查看平台项目。



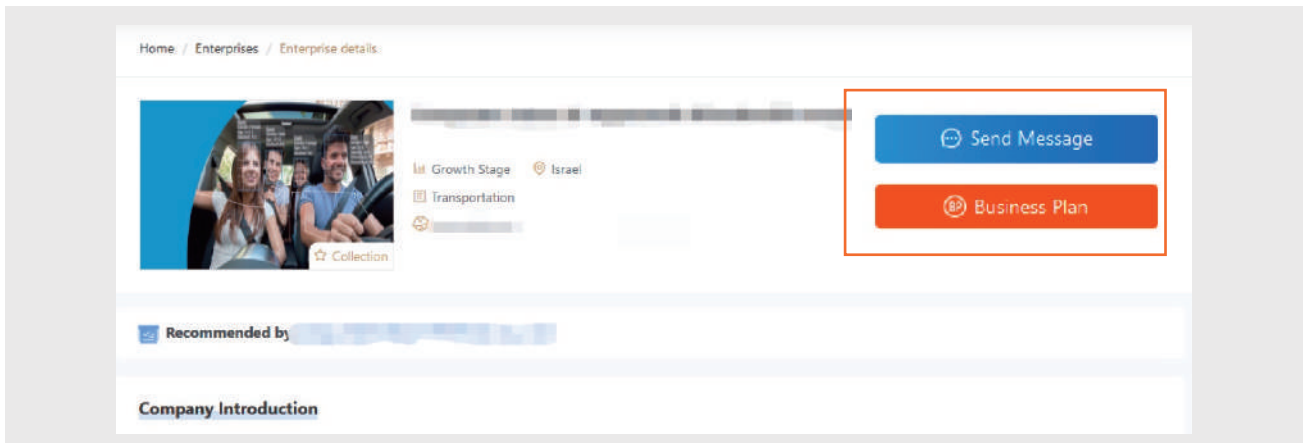
- 2 Choose your preference in the selection field, regarding Country & area, Industry, Fund raising amount and Stage of financing.

依据个人偏好, 通过国家及地区、行业、融资额度和融资阶段等字段进行项目筛选。



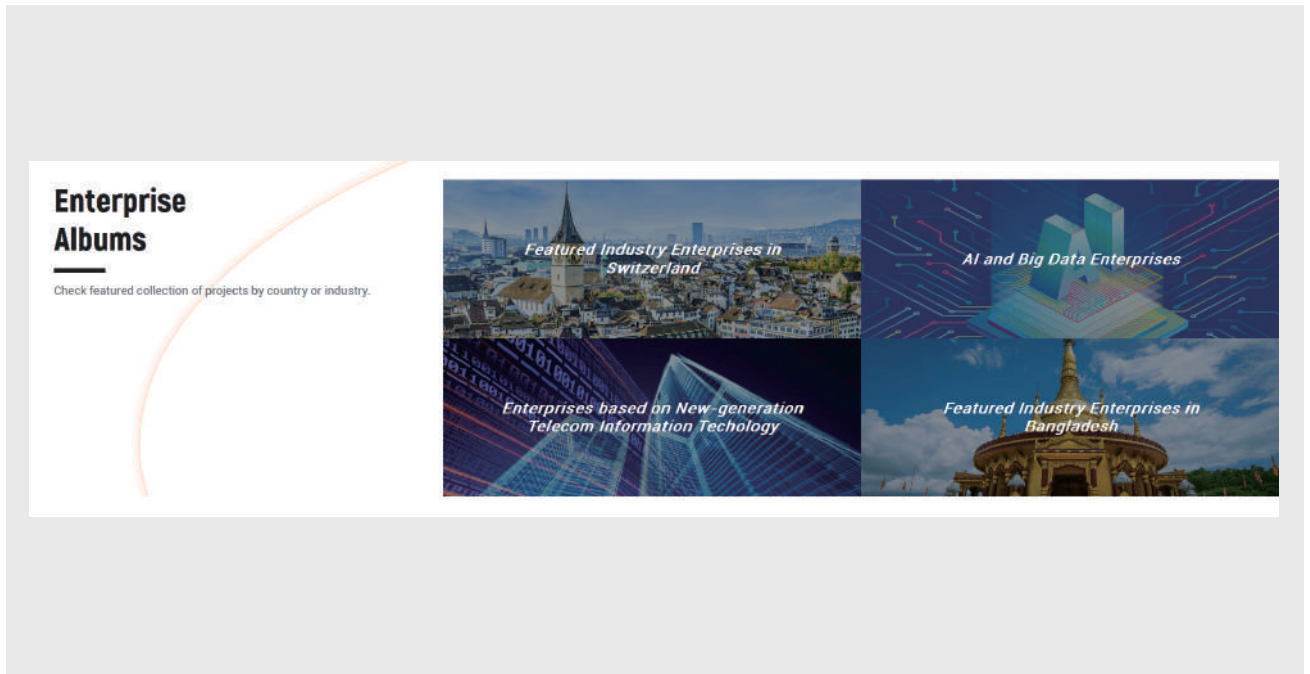
- 3 Click **“Send Messages”** to directly contact with the enterprise. Click **“Business Plan”** to view more information about the enterprise

点击**“交流”**与企业取得联系, 点击**“商业计划书”**查看企业详细信息。



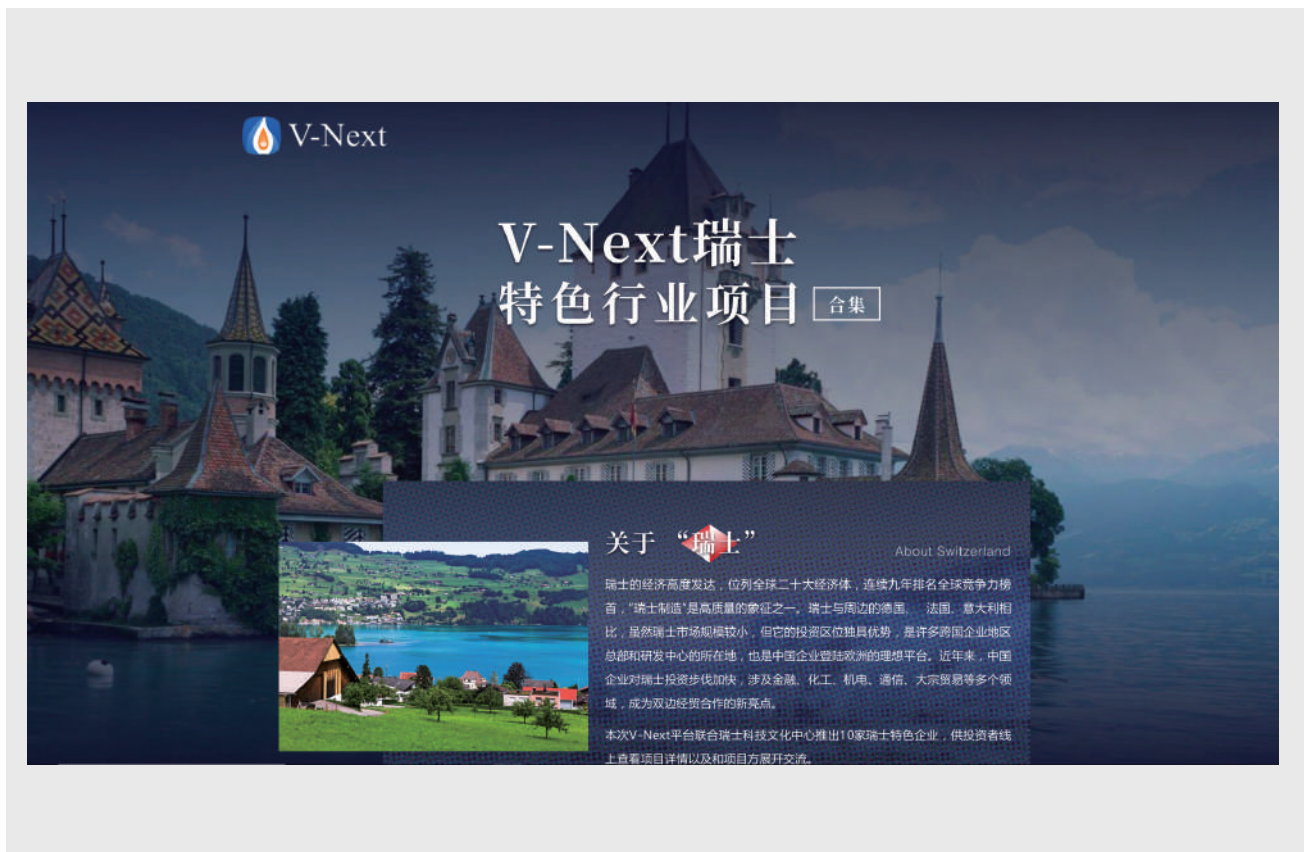
3. HOW TO VIEW THE ENTERPRISE ALBUMS | 3. 行业专辑

- 1 On the homepage, you can find “Enterprise Albums” section, choose the area you prefer and click on it.
在网站首页的**行业专辑**部分,您可依据个人偏好选择感兴趣的项目专辑进行浏览。



- 2 On this page, you can have a glance through the basic introduction of each project, to view more details by clicking "**more details**".

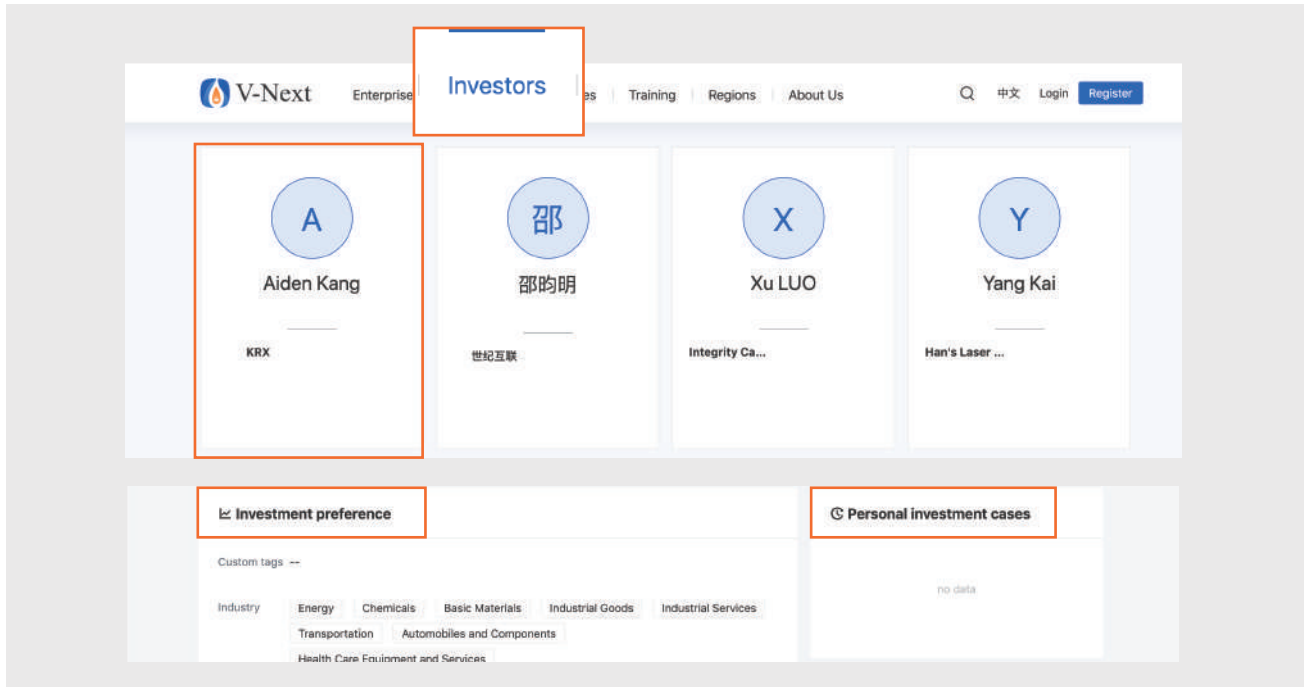
进入专辑页面后,您可以浏览项目的企业信息。如果您想了解更多企业信息,可点击“**查看项目详情**”。



4. HOW TO VIEW THE LIST OF INVESTORS | 4. 查询投资人列表

- 1 After logging in, click **“Investors”** to view the list of investors. Click **investors’ profile photo** to check their investment preferences and personal investment cases.

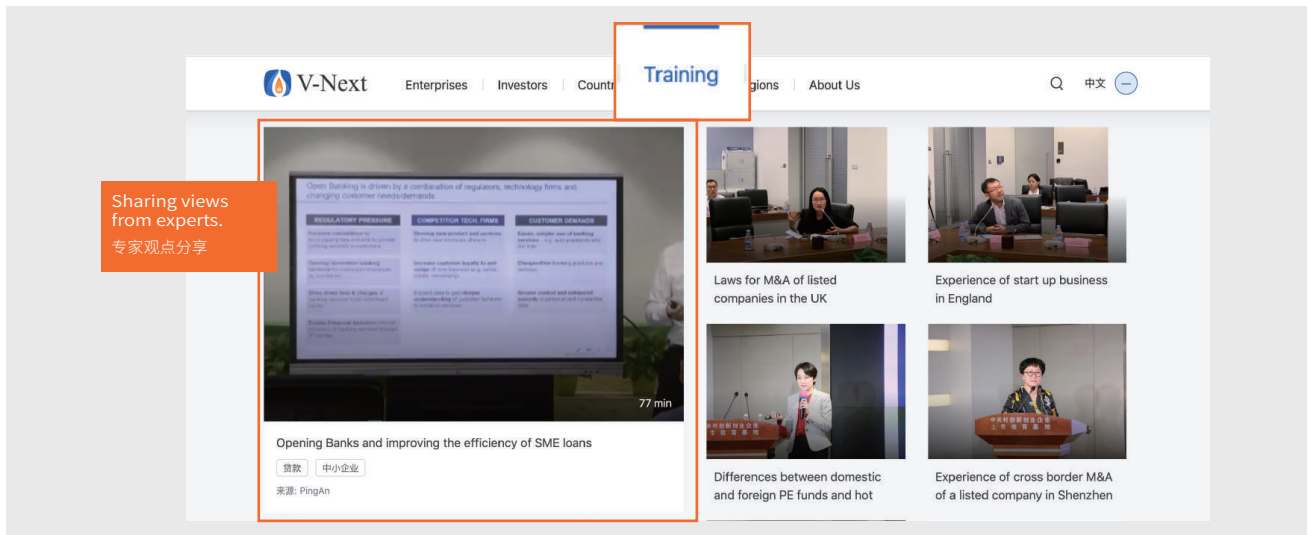
登录后, 点击网站首页导航栏**“投资人”**查看平台投资人列表。点击**投资人头像**, 可查看其投资偏好及过往投资案例。



5. HOW TO CHECK OUT CONTENTS IN "TRAINING COURSES" | 5. 投融讲堂内容查看与分享

- 1 Click **“Training”** to view related courses online.

点击网站首页导航栏**“培训服务”**, 可在线查看平台培训相关信息。



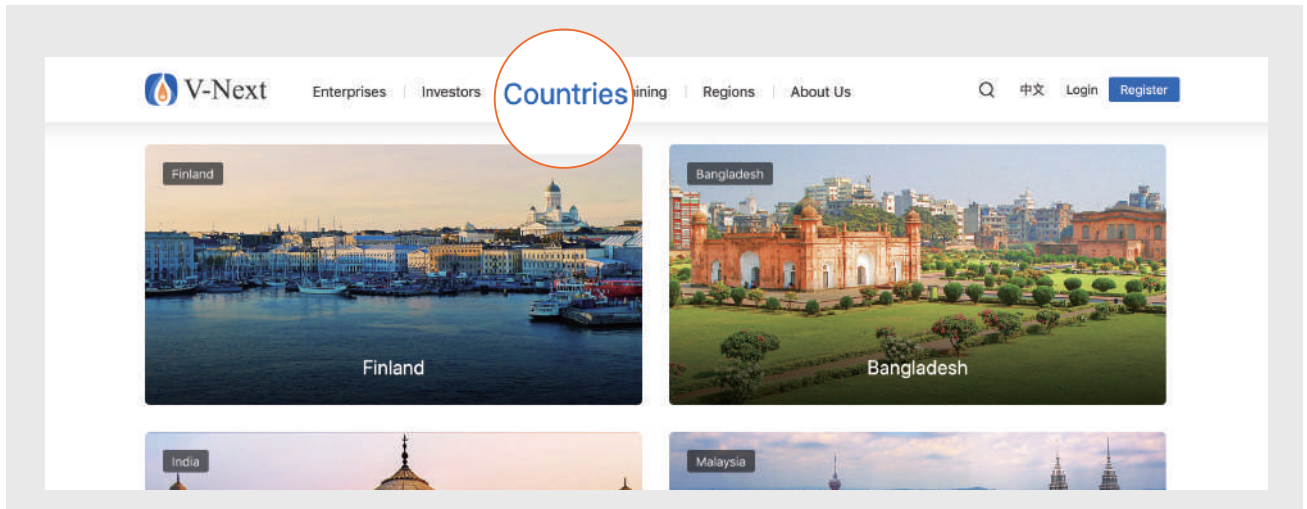
- 2 Email **V-Next@cninfo.com.cn** if you want to share related information. Your share will be displayed in the **“Training”** section once it is approved.

如果您有意愿分享相关课程信息, 可将内容发送至**V-Next@cninfo.com.cn**, 审核通过后您的分享将在该区域进行展示。

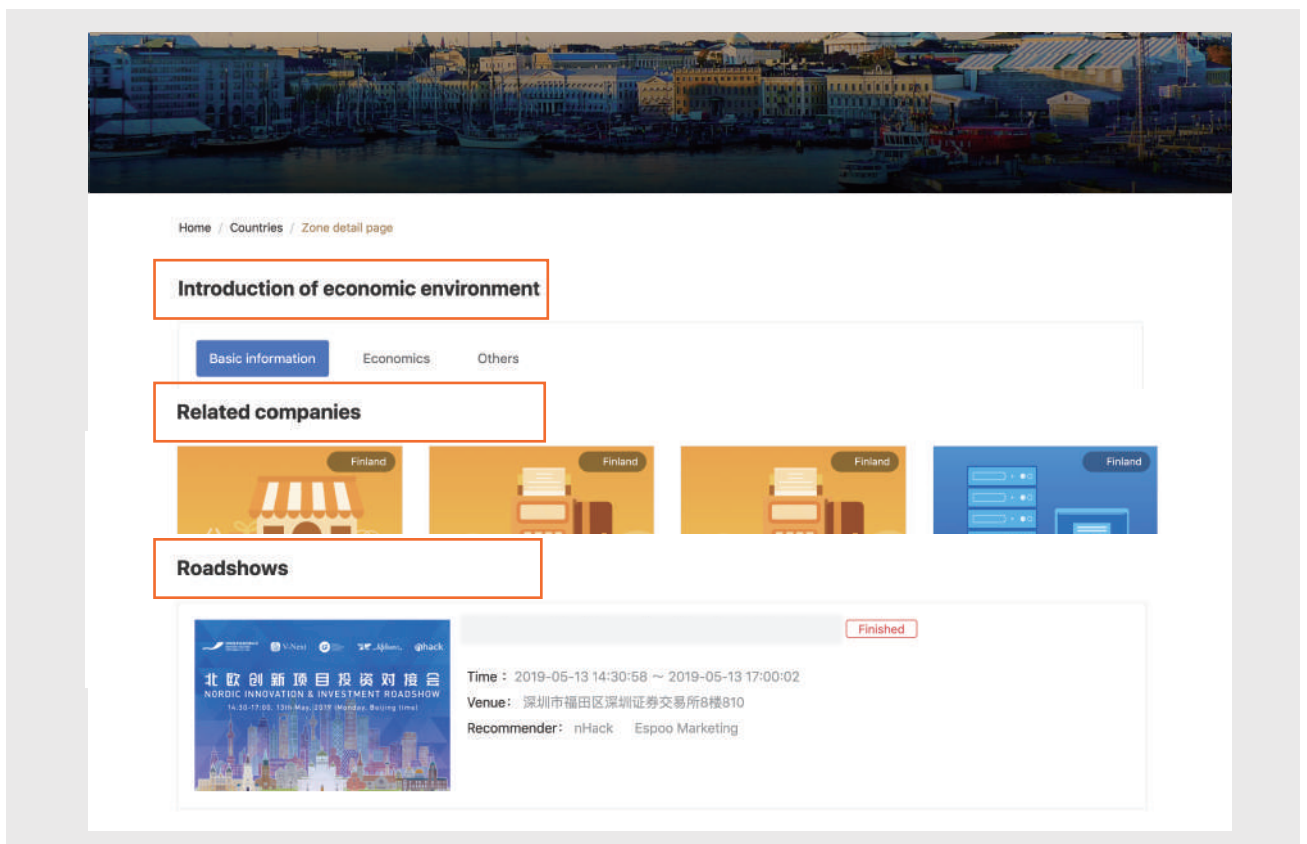
6. HOW DO I SEARCH AND UPLOAD CONTENTS IN THE "COUNTRIES" SECTION?

6. 国家专区内容查看与分享

- 1 Click "**Countries**" on homepage, you can access basic information about countries to V-Next network with enterprise list.
点击网站首页导航栏“国家专区”，查看不同国家的基本介绍、项目信息等内容。



- 2 You can find related information about a specific country, including introduction of economic environment, related companies and roadshows.
国家专区详情页有国家基本经济环境介绍、创新项目、路演活动等内容。




- 3 If you want to share relevant contents of a specific country, such as preferential policy and capital market trend, please email **V-Next@cninfo.com.cn**. Your share will be displayed in the "**Countries/Regions**" section once it is approved.
如果您希望分享某个国家的相关信息,如优惠政策、投融资市场概况等,可将内容发送至**V-Next@cninfo.com.cn**。

7. About Overseas Listed Company Information Page | 7.境外上市公司专区内容查看与分享

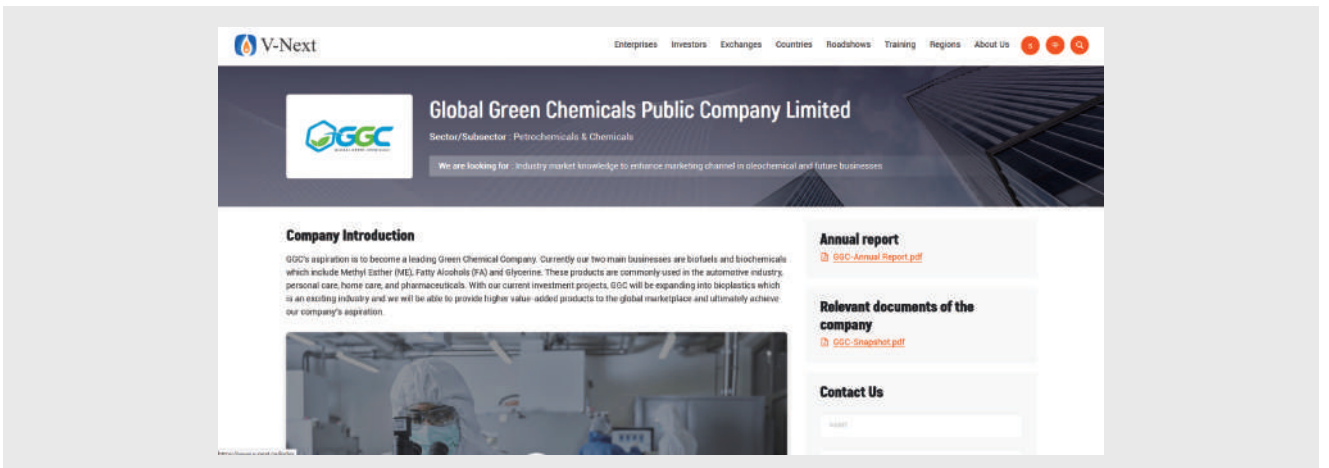
- 1 Click “Exchanges” to view information about different stock exchanges and their recommended listed companies.

点击网站首页导航栏“交易所”，可查看到各交易所简介及推荐上市公司列表。



- 2 Click the listed company’s logo to view the company introduction, expected cooperation, company video and so on. If you are willing to further connect with the company, fill in your contact information on the webpage, we will help you build the connection.

点击上市公司图标，即可查看上市公司介绍、合作需求和公司视频等，若您期望与该上市公司合作，可在本页面提交您的联系信息，业务人员会为您对接。

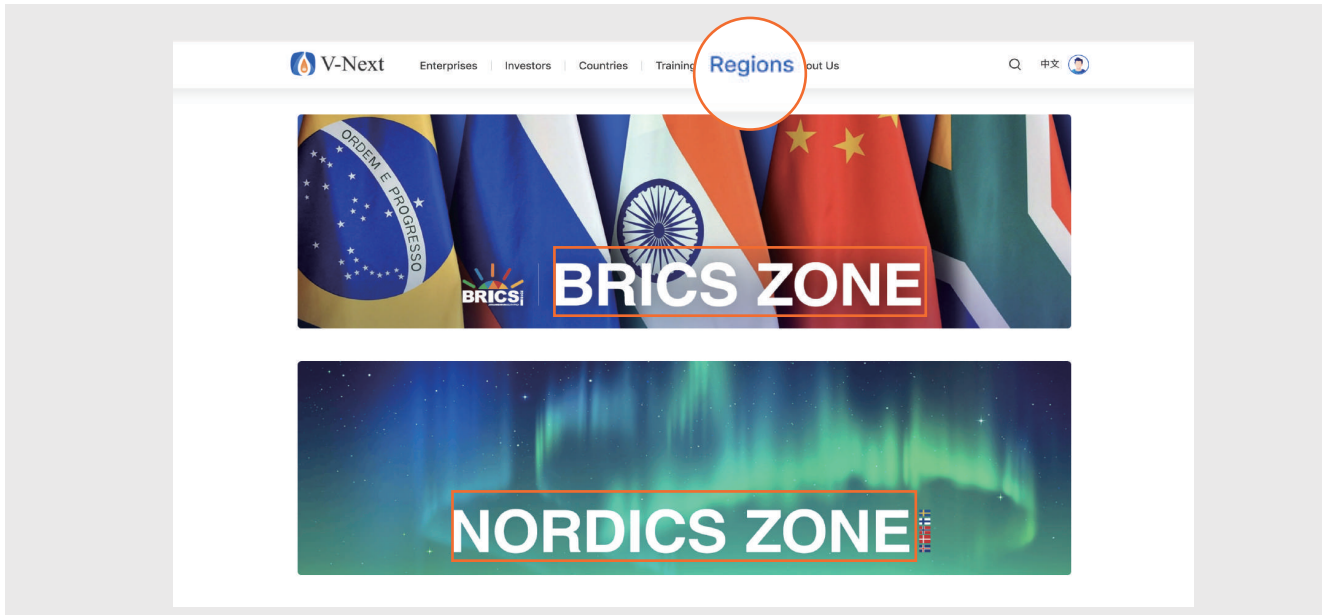


8. HOW TO VIEW AND SHARE IN "REGIONS" SECTION

8. 区域专题内容查看与分享

- 1 Click **"Regions"** to view information about different regions.

点击网站首页导航栏**"区域专题"**，可查看到不同区域的基本介绍、项目概览等内容

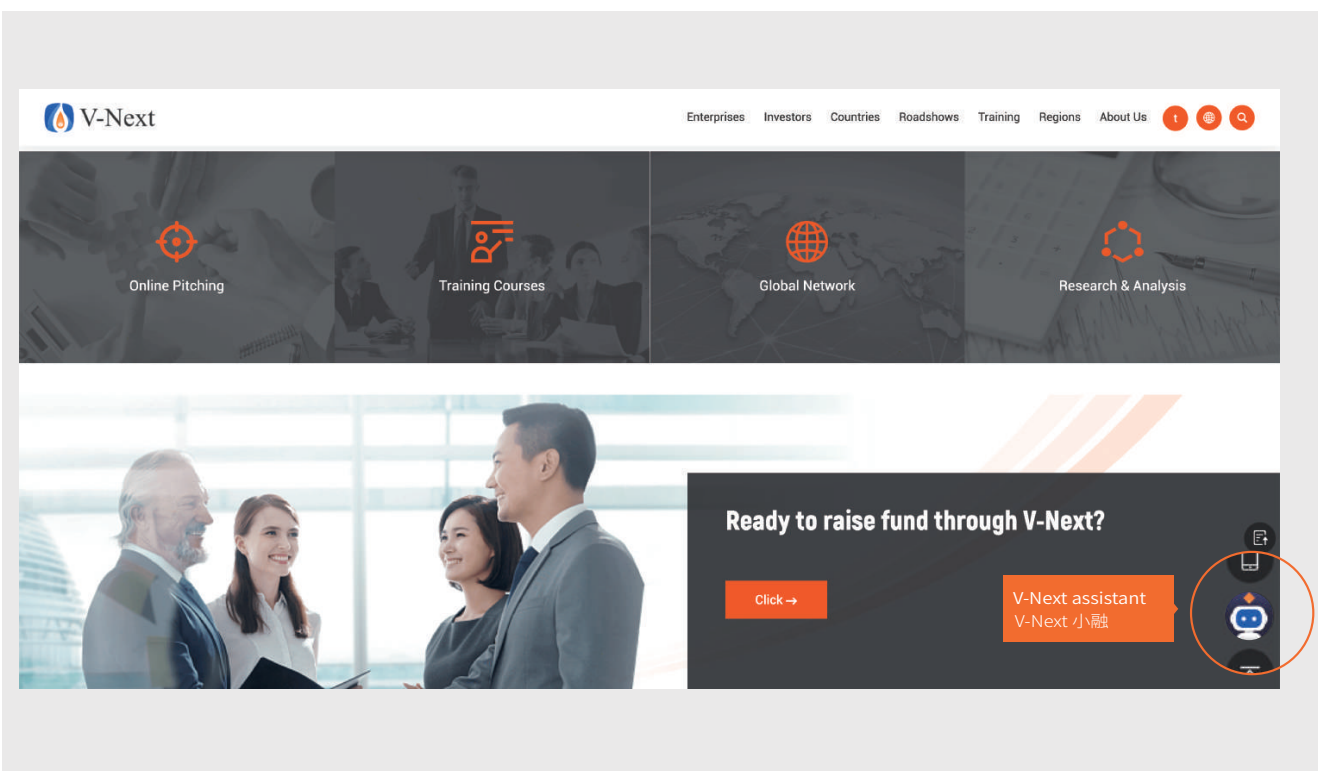


9. WHAT IS "V-NEXT ASSISTANT"?

9. 小融功能介绍

- 1 After logging in your account, you can click **"V-Next assistant"**, you will get informed if any enterprises contact you. **"V-Next assistant"** is there to keep you fully informed about the latest status of the projects you are interested in.

登录账号后，点击右下角的小融，小融会提示项目方给您发送的消息，让您及时了解项目信息查看申请的最新进展。



V-Next Platform of Shenzhen Stock Exchange
深交所创新创业投融资服务平台

 www.v-next.cn

 V-Next@cninfo.com.cn